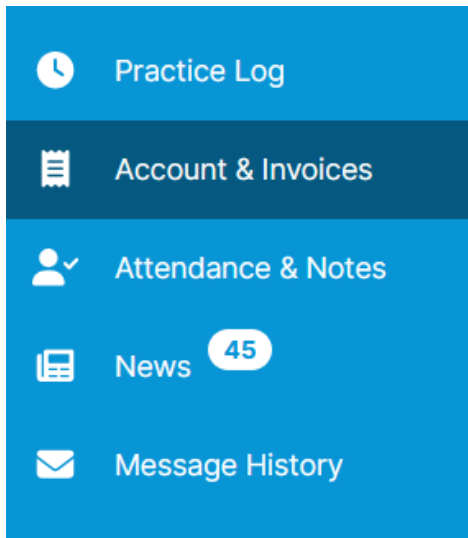
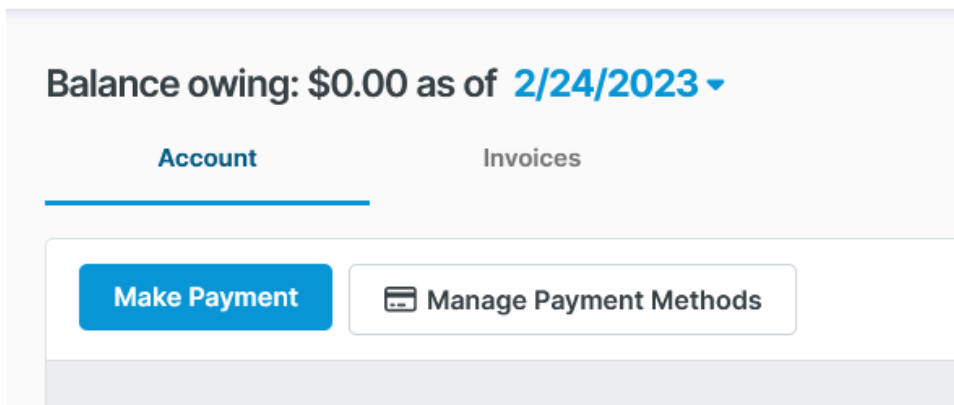


How to Edit a Credit Card



1. Select “Account & Invoices” on the left hand menu

Account & Invoices




2. Click “Manage Payment Methods.”

[Back To Account & Invoices](#)

Payment Methods

[+ Add New](#)

 **Visa** (Default)
**** * 3510

- ✓ Make Default Payment Method
- ✎ Edit Card Details
- 🕒 Enable Auto Pay
- 🗑 Delete Card

- Under stored Payment Options, click the 3 dots to the right of the credit card, then "Edit Card Details."

Country
United States

State/Province
Select...

City

Zip/Postal Code

Address Line 1

Address Line 2 Optional

Auto Pay
 Automatically pay emailed invoices

- Edit your card details and click "Save."